

VCU School of Dentistry

Virginia Commonwealth University

Enhancing the quality of life
through improved oral health.

Student Ambassadors

November 14, 2012

Dean's Blog: <http://blog.vcu.edu/dentistrydean/>



Priorities and Strategic Planning

- Research and Scholarship Growth
 - Scientific publications
 - Instructional scholarship
 - Extramural funding
 - PhD student growth
 - Resident and dental student research and publications
- Facilities and Patient Access/Wayfinding
- Financial Stability and Stewardship
 - Competitive tuition levels
 - Efficient and business oriented health care practice
 - Endowment levels – scholarships
- Progressive curriculum and instruction
 - Appropriate methods for adult education
 - Effective use of technology and media
 - Content and Control
 - Relevance
 - Unknotting the academic and clinical schedule interferences

Programs & Enrollment (Fall 2011)

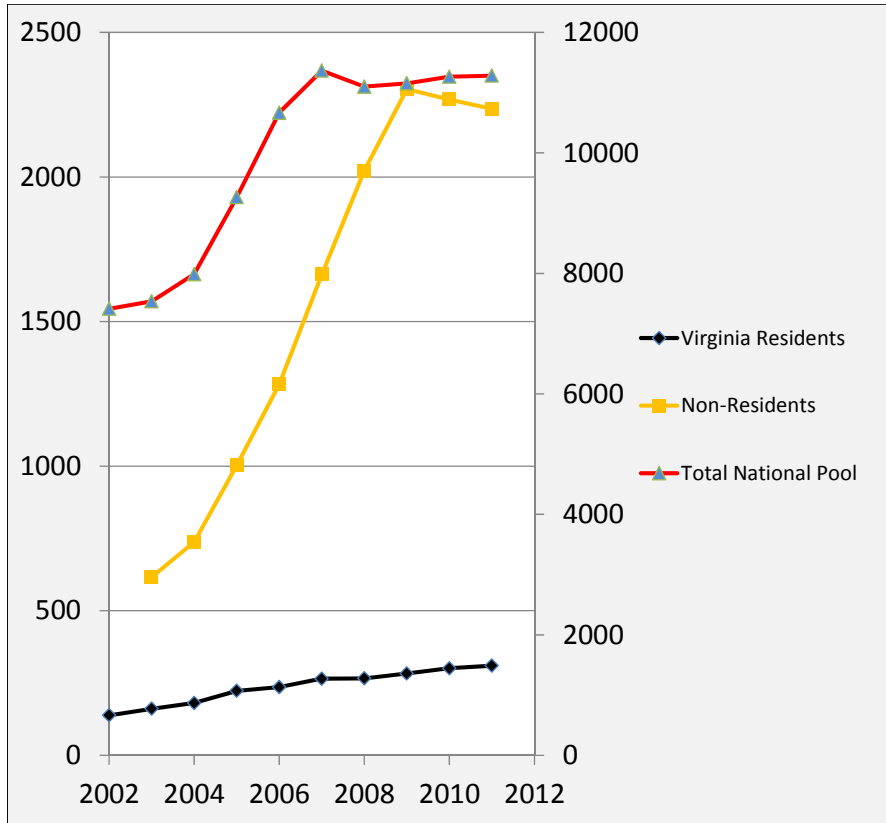
Doctor of Dental Surgery	395
Doctor of Dental Surgery International Dental Program	13
DDS Pre-Admission (D.5)	11
Bachelor of Science in Dental Hygiene	62
Master of Science in Dentistry & Specialty Residencies	
Endodontics	9
Pediatric Dentistry	10
Periodontics	7 9
Orthodontics	8
Residencies	
Advanced Education in General Dentistry	6
Oral & Maxillofacial Surgery	10
PhD Hosted from VCU programs	5



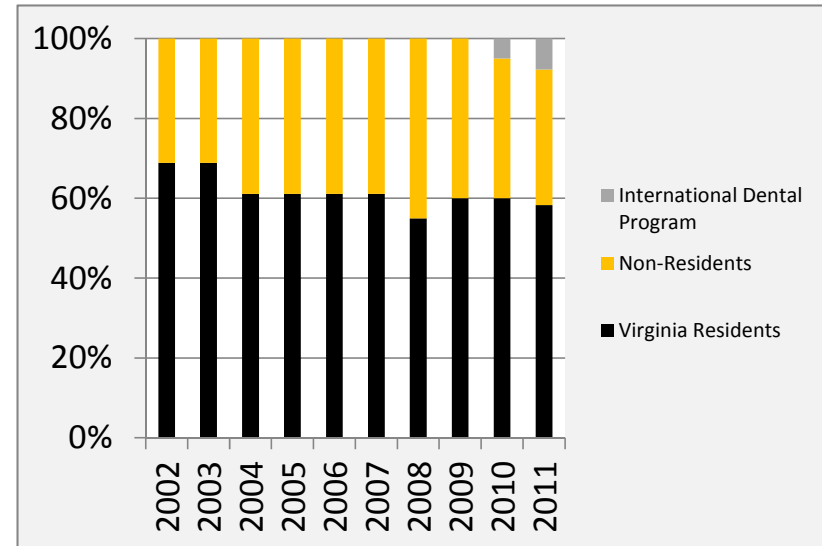
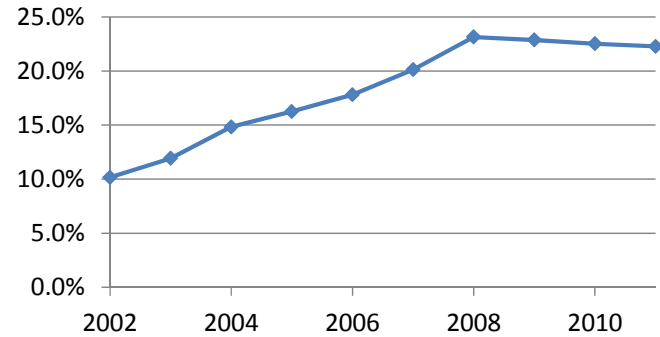
Student Diversity

	Gender			Ethnicity					
	Male	Female	Not Reported	Black/African American	Hispanic/Latino	Asian	White	Other or Not Reported	
Doctor of Dental Surgery	218	181	9	11	12	62	263	60	
Bachelor of Dental Hygiene	2	60	0	7	1	10	36	8	
Doctor of Dental Surgery	53.4%	44.4%	2.2%	2.7%	2.9%	15.2%	64.5%	14.7%	
Bachelor of Dental Hygiene	3.2%	96.8%	0.0%	11.3%	1.6%	16.1%	58.1%	12.9%	

DDS Program Applications & Enrollees



VCU % of National Pool



Comparison of Fall 2011 Tuition and Fee Rates Among DDS Programs at Official VCU Peer Institutions and Other Selected Institutions

In-State Sort	Institution Name	DDS In-State	DDS Non-Resident
1	University of Southern California	\$83,769	\$83,769
2	New York University	\$73,150	\$73,150
3	Boston University	\$66,826	\$66,826
4	University of Iowa	\$50,449	\$71,829
5	Temple University	\$49,372	\$62,414
6	University of Maryland*	\$45,343	\$74,778
7	University of Florida*	\$42,169	\$68,650
8	University of Minnesota	\$40,796	\$64,548
9	SUNY at Buffalo	\$39,887	\$68,567
10	University of Illinois - Chicago	\$38,842	\$63,454
11	University of Kentucky	\$37,653	\$71,061
12	University of Colorado	\$36,518	\$69,754
13	University of North Carolina*	\$36,331	\$59,320
14	University of Tennessee*	\$36,153	\$69,561
15	Ohio State University	\$35,994	\$69,984
16	University of Alabama - Birmingham	\$35,693	\$69,241
17	West Virginia University	\$34,233	\$68,641
18	Virginia Commonwealth University	\$33,898	\$58,197
19	University of Louisville	\$31,700	\$60,876
20	Georgia Health Sciences University*	\$30,639	\$73,788

Fall 2012 VCU \$37K

Non-Resident Sort	Institution Name	DDS In-State	DDS Non-Resident
1	University of Southern California	\$83,769	\$83,769
2	University of Maryland	\$45,343	\$74,778
3	Georgia Health Sciences University*	\$30,639	\$73,788
4	New York University	\$73,150	\$73,150
5	University of Iowa	\$50,449	\$71,829
6	University of Kentucky	\$37,653	\$71,061
7	Ohio State University	\$35,994	\$69,984
8	University of Colorado at Denver	\$36,518	\$69,754
9	University of Tennessee*	\$36,153	\$69,561
10	University of Alabama - Birmingham	\$35,693	\$69,241
11	University of Florida*	\$42,169	\$68,650
12	West Virginia University	\$34,233	\$68,641
13	SUNY at Buffalo	\$39,887	\$68,567
14	Boston University	\$66,826	\$66,826
15	University of Minnesota	\$40,796	\$64,548
16	University of Illinois - Chicago	\$38,842	\$63,454
17	Temple University	\$49,372	\$62,414
18	University of Louisville	\$31,700	\$60,876
19	University of North Carolina*	\$36,331	\$59,320
20	Virginia Commonwealth University	\$33,898	\$58,197

Fall 2012 VCU \$62K

*Designates additional peer institution as identified by the School



FY12 Budget

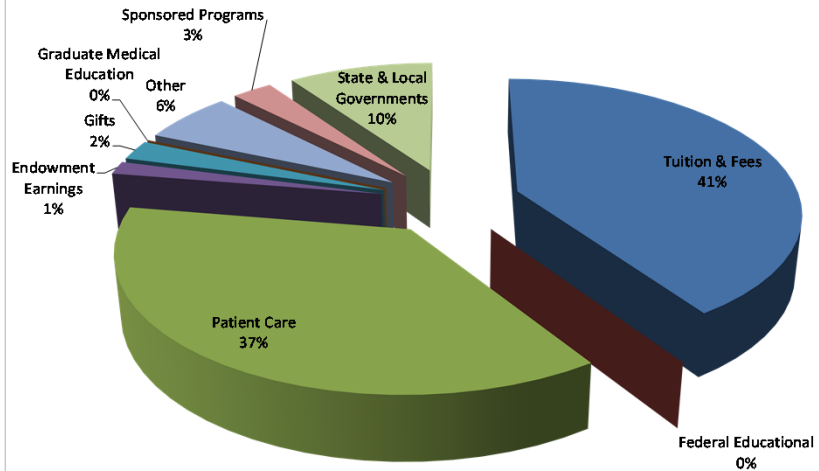
Funds Sources	Amount	Percent
Tuition & Fees	17,912,449	41%
State/VCU Fund Contribution	4,678,657	11%
Continuing Education	231,884	1%
Active Grants & Contracts	892,909	2%
Unrestricted Non-State Source	54,577	0%
Restricted Non-State Source	126,254	0%
Other	1,143,378	3%
Completed Grants & Contracts Residuals	88,243	0%
MCV Hospital Services	219,498	0%
Total Funds in University Accounts	25,347,849	58%
Student Practice	4,356,782	10%
Graduate Practice	6,262,197	14%
Faculty Practice	5,749,044	13%
Total Clinical Revenue	16,368,023	37%
Endowment Payout from MCVF	820,809	2%
Gifts (deposited into MCVF)	1,400,596	3%
Total from Donors	2,221,405	5%
Total Income	43,937,277	100%

Expenditures	Amount	Percent
Full-time Faculty	17,419,042	40%
Academic Staff	2,737,021	6%
Clinical Staff	7,173,283	17%
Supplies	6,787,540	16%
Part-time & Residents	2,254,333	5%
Facilities and Perkinson Bldg. Loan	3,006,075	7%
Scholarships	1,291,210	3%
Faculty Development, Training, Travel	784,965	2%
All Other	1,818,357	4%
Total Expenditures	43,271,825	100%

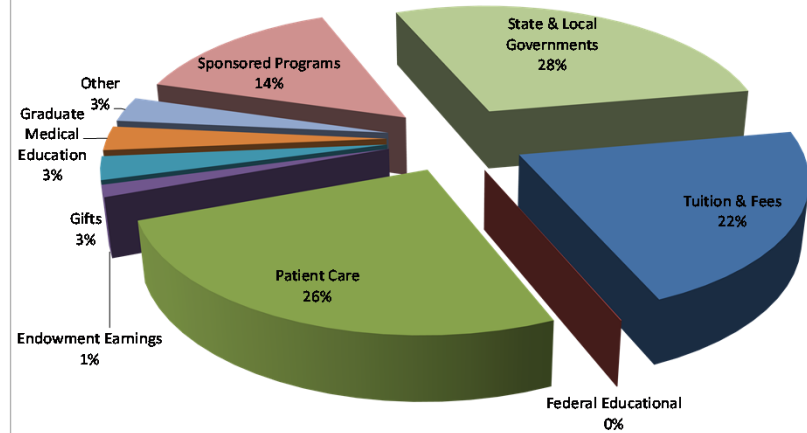
Major Sources of Funding To Operate the School of Dentistry:
 41% Tuition & Fees
 37% Patient Care Fees
 11% State/VCU



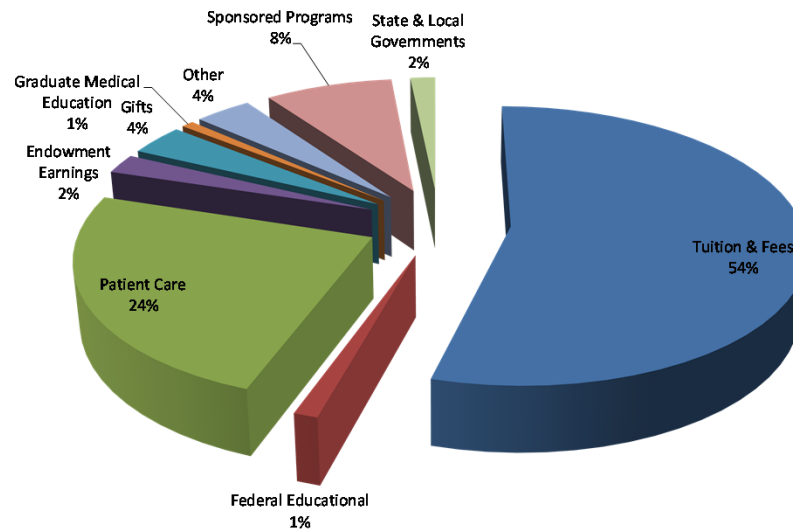
Revenue for VCU School of Dentistry FY2011



Revenue for Public Dental Schools ADA 2008-09 Survey of Dental Education



Private Schools



Opening of New U.S. Dental Schools Between 1997-2013

Opening	University	Location
1997	Nova Southeastern University College of Dental Medicine*	Davie, Florida
2002	University of Nevada-Las Vegas School of Dental Medicine*	Las Vegas, Nevada
2003	A.T. Still University, Arizona School of Dentistry and Oral Health*	Mesa, Arizona
2008	Midwestern University-Arizona College of Dental Medicine*	Glendale, Arizona
2009	Western University of Health Sciences College of Dental Medicine*	Pomona, California
2011	Midwestern University-Illinois College of Dental Medicine*	Downers Grove, Illinois
2011	East Carolina University School of Dental Medicine*	Greenville, North Carolina
2011	Roseman University of Health Sciences College of Dental Medicine*	South Jordan, Utah
2012	Lake Erie College of Osteopathic Medicine School of Dental Medicine	Bradenton, Florida
2013	University of New England College of Dental Medicine University of Utah School of Dentistry Missouri School of Dentistry and Oral Health	

We peaked at 60 dental schools in the early 1980s. We closed 7 dental schools between 1986 and 2000. We have opened and enrolled students in eight dental schools since 1999, so we are now at 61. We have four more universities that have announced the opening of new schools in 2012-2013, bringing us to 65 total.

* Opened and enrolled students

Recent Faculty Hires

		Department	Special Expertise
Meredith	Bryk	Dean's Office	Curriculum & Educational Methods
Perry	Jones	Dean's Office	Continuing Education
Gloria	Callihan	Dean's Office	Development
Matthew	Detar	Endodontics	Recent graduate
Peter	Antinopoulos	General Practice	Air Force Dental Deployment Readiness
Jennifer	Hankle	General Practice	Advanced General Dentistry
Herbert	Boyd	General Practice	Private Practice
Thomas	Valdani	General Practice	Private Practice
Edward	King	General Practice	Private Practice
Kyle	Coble	General Practice	Private Practice
Julie	Kim	General Practice	Public Health/Health Administration
Harmeet	Chiang	General Practice	Restorative Dentistry
Michael	Huband	Oral & Maxillofacial Surgery	Maxillofacial Prosthodontics
Dean	DeLuke	Oral & Maxillofacial Surgery	Private Practice/MBA/Oral Medicine
Dim	Lam	Oral & Maxillofacial Surgery	DDS & MD
Sonali	Rathore	Oral Pathology	Maxillofacial Radiology
Patrice	Wunsch	Pediatric Dentistry	Pediatric Hospital Dentistry
Melinda	Husson	Pediatric Dentistry	Dental Anesthesiology/Pediatric Dentistry
Sorin	Uram-Tuculescu	Prosthodontics	Implants & Prosthodontics
Joon	Coe	Prosthodontics	Digital Dentistry & CAD/CAM
Hisashi	Harada	Oral & Carniofacial Molecular Biology	Cancer Research
Gloria	Greiner-Callihan	Development	Fund Raising
John	Wisniewski	Endodontics	Sports Dentistry and Injury
David	Lui	Oral & Maxillofacial Surgery	DDS & MD
Parthasarathy	Madurantakam	Oral & Carniofacial Molecular Biology	DDS/PhD Bioengineering
Bhavik	Desai	Oral & Maxillofacial Surgery	DDS/PhD TMJ & Facial Pain

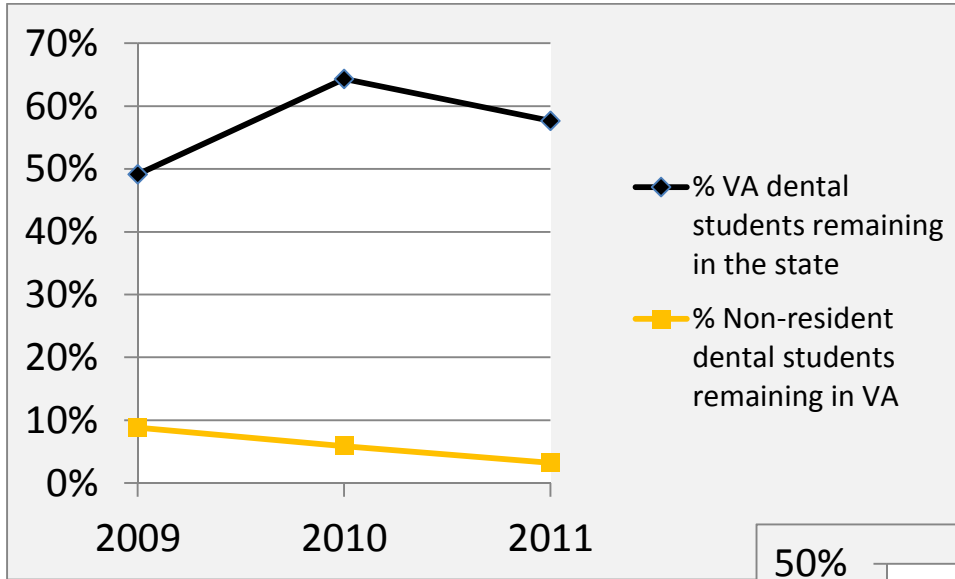
Director of the Philips Research Institute and Chair of the Department of Oral and Craniofacial Molecular Biology

- Dr. Iain Morgan will start in Feb or Mar
- Currently at the MRC – University of Glasgow Centre for Virus Research
- Expert in HPV and cancers
- Growing number of oral and pharyngeal cancers caused by HPV

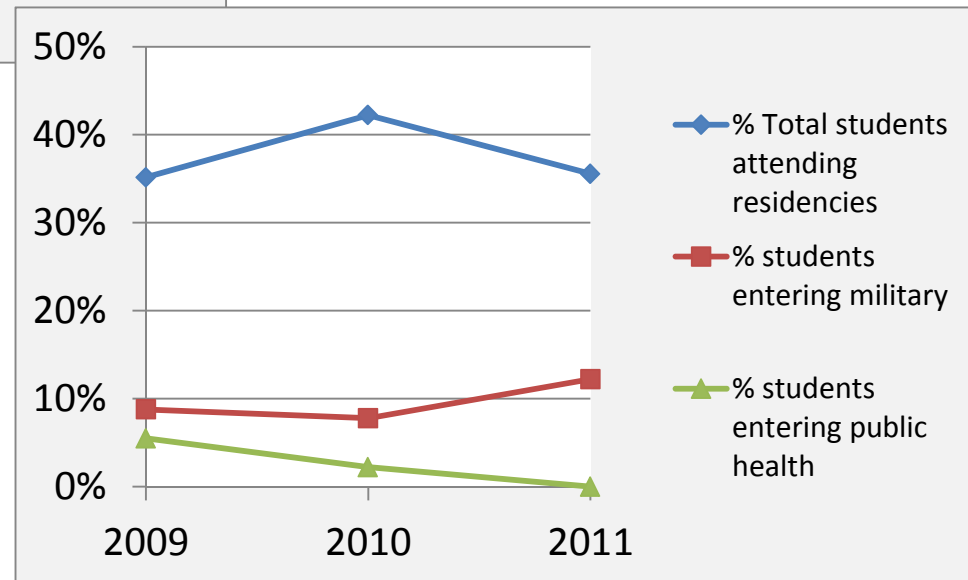
Neighborhood Partner's Practice

- First Floor of Wood Bldg.
- Nurse Practitioner and Family Medicine MD
- Funded by Virginia Premier Medicaid HMO
- Will open in December 1
- Mission is to use the dental practice model as an entry point for identifying and arranging treatment and prevention of chronic illness such as diabetes, hypertension, cancer.
- Will provide a site for Interprofessional Education opportunities
- In this same clinical area is the expanded Oral Medicine and TMD practices.

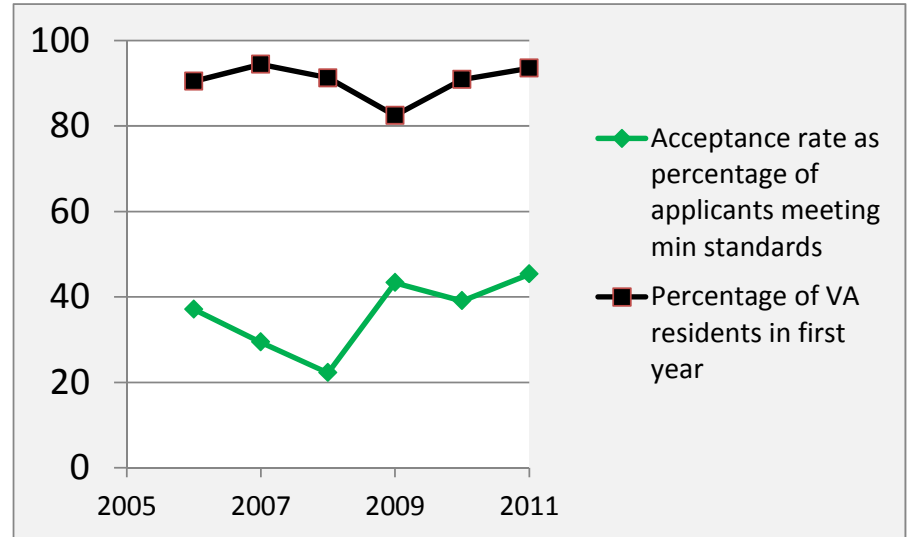
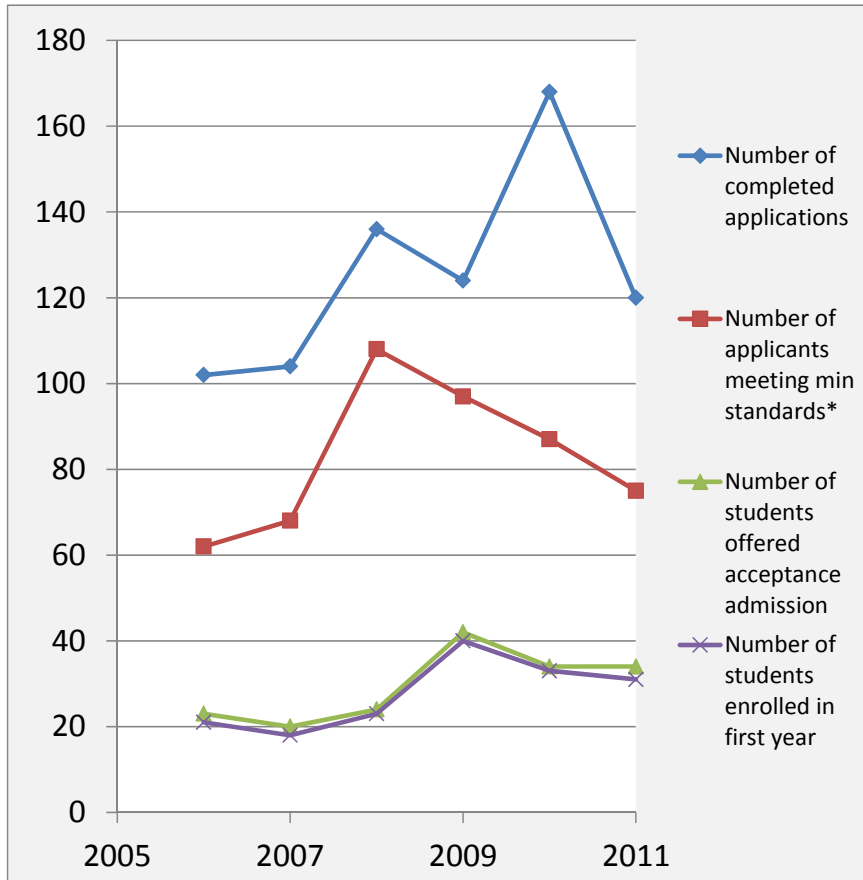
Where do our DDS graduates say they are going after graduation?



94-100% of DDS students who applied for advanced education residencies were accepted to a program (2009-2011)



Dental Hygiene BS Program Applications & Enrollees

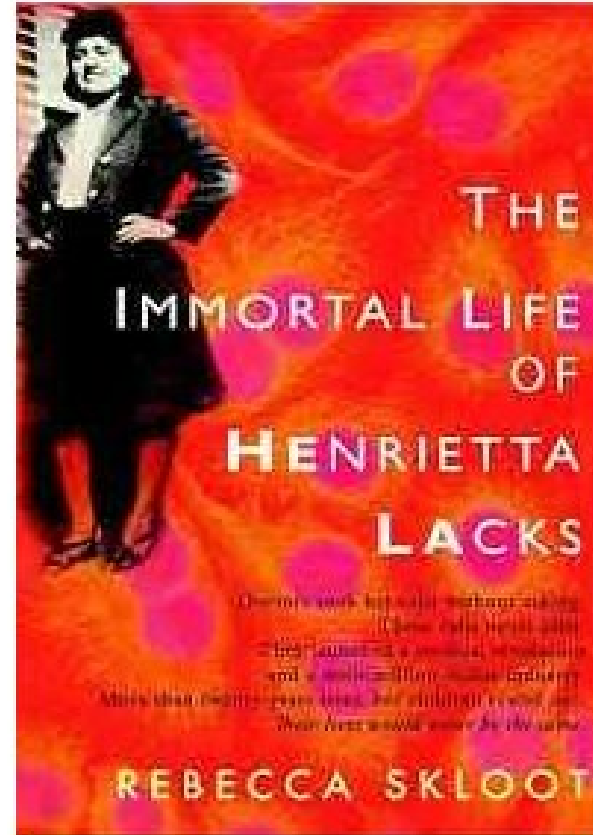


Focus on Ethics Through Book Read Program for New Students

The Immortal Life of Henrietta Lacks

Doctors took her cells without asking. Those cells never died. They launched a medical revolution and a multimillion-dollar industry. More than twenty years later, her children found out. Their lives would never be the same. [Learn More →](#)

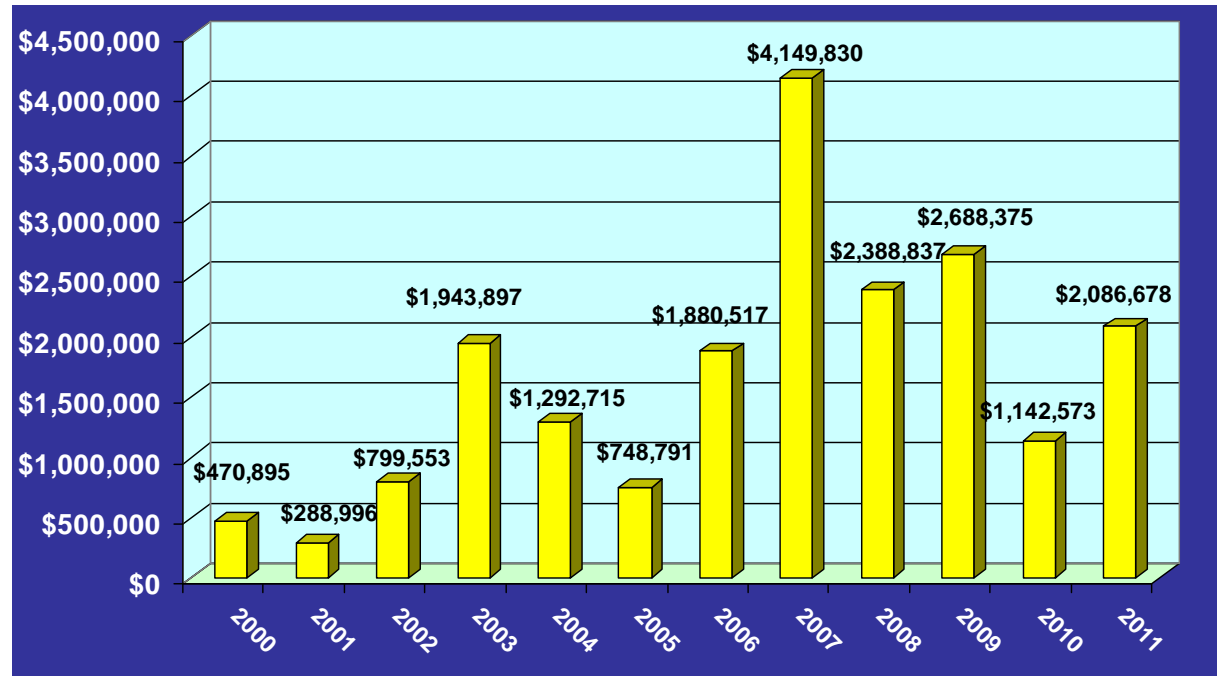
Annual Mirmelstein Ethics Symposium – Dr. Larry Cook
White Coat Ceremony
Student Ethics Workshop
Program for Faculty and Community Dentists
Support \$ Welcomed!



New Gifts and Pledges

FY 2011 is the fourth best year in 12 years

FY2012 was over \$9M



Category and Dollars Given (New Gifts and Pledges)

• Alumni	\$1,363,472	65%
• Individuals	\$210,843	10%
• Corporations	\$143,181	7%
• <u>Foundation/Organization</u>	\$369,182	18%
	\$2,086,678	

Category of Donor (Cash)

• Alumni	762	67%
• Individuals	183	16%
• Corporations	180	16%
• <u>Foundation/Organization</u>	20	1%
	1,145	

Scholarship Fundraising as a Priority

Private Scholarships Awarded:

<u>2010</u>	<u>2011</u>	<u>2012</u>
\$66,000/48	\$90,000/66	\$135,400/102

Strategy change in 2011:

- establish a current general scholarship fund;
- promote using a challenge matching amount;
- promote named current scholarship funds;
- promote electronically to connect students with donors;
- promote new endowed scholarships – in 2011 we activated two new endowed scholarships. In 2012, we established 13 endowed funds;
- to date for 2013, we have established four new endowed funds.





Patients & Visitors

4

- Faculty Practice 413-433
- General Dentistry 431-450
- Prosthodontics 401-412

3

- Dental Hygiene 301-318
- Endodontics 302-373
- General Dentistry 319-333

- Oral Surgery 353-361
- Pediatric Dentistry 336-352
- Periodontics 371-382

2

- Endodontics 231-238
- General Dentistry 231-238
- Oral Surgery 240-250

- Orthodontics 251-262
- Periodontics 263-277
- Radiology 278-290

1

- Endodontics 141-150
- General Dentistry 101-121
- Orthodontics 122-140

VCU SCHOOL OF DENTISTRY

Patients & Visitors

2

- ← Endodontics
- ← Oral Surgery
- ↓ Periodontics
- ← Information Desk
- ↓ 12th St. Elevators
- Dental Hygiene →
- Orthodontics ↑
- Radiology →

VCU SCHOOL OF DENTISTRY

WAYFINDING

MULTI-DIRECTIONAL (Overhead)

SIG

ENDODONTICS

201

FACULTY PRACTICE

401

INDIC

ELEVATOR DIRECTORY

PATIENTS & VISITORS

2

- ← Endodontics
- ← Oral Surgery
- ↓ Periodontics
- ← Information Desk
- ↓ 12th St. Elevators
- Dental Hygiene →
- Orthodontics ↑
- Radiology →

VCU SCHOOL OF DENTISTRY

SUITE FLAG



